

Planting Notes

Topsoil shall be a minimum of 400mm depth over planting beds and graded to fall. Imported topsoil must be BS3882:2007 compliant and existing topsoil must be cultivated in accordance with BS3882:2007. No cultivation should take place in wet/waterlogged conditions.

Herbicide and cultivation: Topsoil to be treated with two applications of herbicide prior to planting, where necessary, strictly in accordance with the Control of Pesticides Regulations 1986 (as amended 1997, or, otherwise, updated/superseded legislation) and following manufacturer's instructions by qualified staff. The topsoil shall then be cultivated to 150mm depth.

Planting: All planting and turfing shall conform to BS: 3936: 1992 and BS:4428:1989.


Trees: Heavy Standard trees to be planted in pits 1000x1000x600mm or dimensions of rootball, whichever is greater. Aligned soil improver and 150g Enmag (or, equivalent) to be incorporated into the soil of all new tree pits. Trees to be planted centrally within a tree pit. Tree stakes shall be of hazel, chestnut or other approved timber. They shall be round, rough sawn, straight, free from projections, large or edge knots and other defects and be pointed at the lower end. They shall be strong enough not to split when driven into the ground and when ties are nailed to them (both initially and when adjusted). For Feathered trees use 2Nr stakes (1.4m by 75mm) to be driven into ground 800mm, leaving 600mm above ground. For Heavy/Extra Heavy trees use 2Nr stakes (2.2m x 100mm) with a 400x100x15mm cross bar. Stakes to be driven into ground 1m leaving 1.2m above ground. Semi-mature/Multi-stemmed trees greater than 5m to be underground guyed. Tree ties shall consist of a solid rubber spacer, hollowed on both sides and twice slotted of such a width that the tree is held away from the stake and/or cross bar, and such that it does not rub against the stake and/or cross bar in any location and fixed so that nails do not scar tree; and 25mm wide rubber or rubber covered canvas strap of such a length to allow 50mm overlap after securing. The strap shall be flexible, slightly elastic and adjustable. The Fixing Nails shall be galvanised and not less than 38mm long with 10mm diameter heads.

Mulch: Planting beds to receive 75mm depth pulverized ornamental bark mulch. Native woodland/edge plants to be planted with 800g flax fibre mulch mat pinned to soil. Native hedgerow to be planted through 800g flax fibre mulch roll, edges tucked. Ensure the top of the mulch layer is a minimum of 15mm below adjacent pavements and other surfaces, to prevent spillage.

Plant position: Final position of trees and shrubs subject to confirmation of service location and approval of statutory undertakers.

Grass: All turfseeded areas to be cultivated and levelled as required removing any stones, rubble, subsoil, general construction waste.

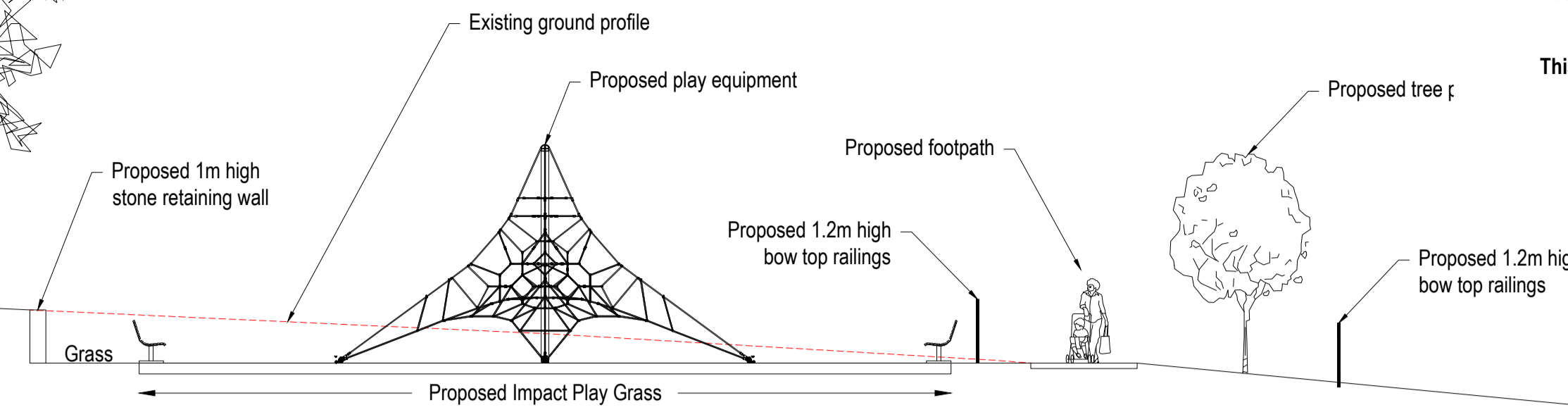
Planting Season: Bare-root shrubs to be planted between mid-November and mid-March dependant upon the planting season.



72

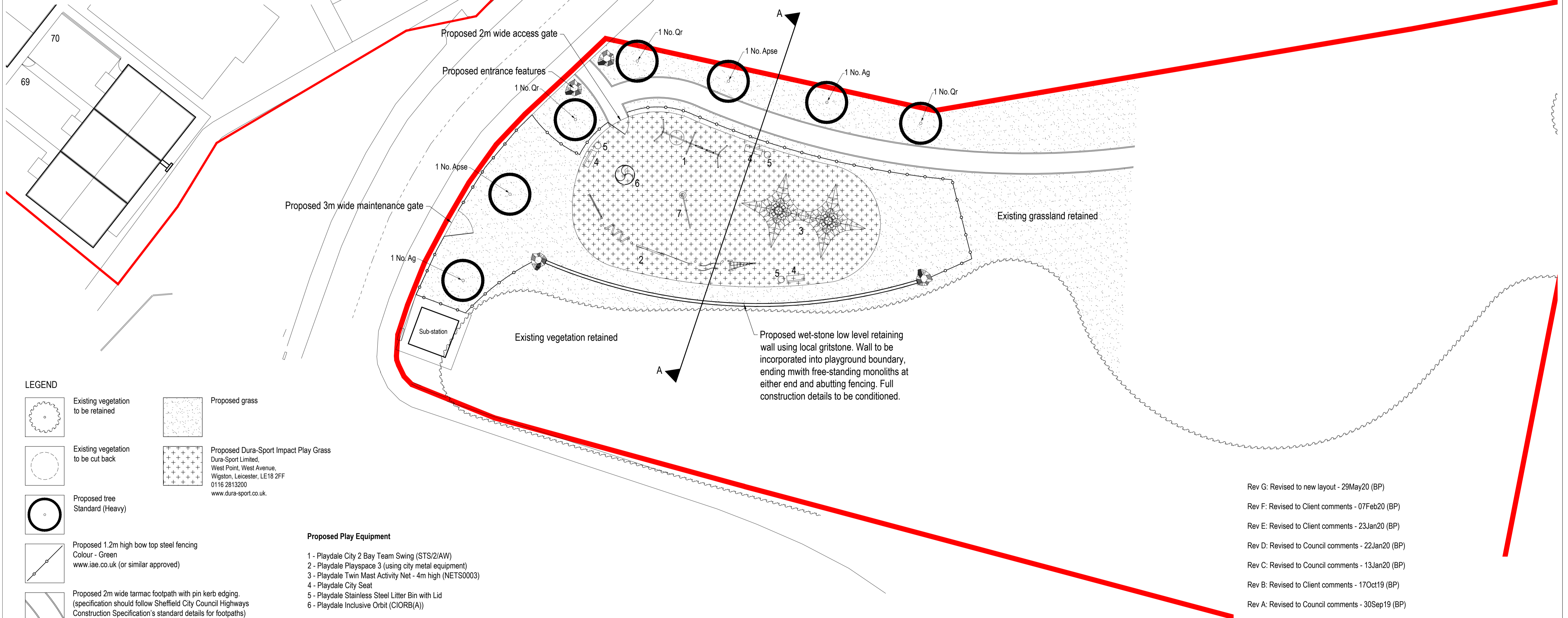


**Section A-A
1:100 @ A1**



This drawing is the copyright of Rosetta Landscape Design and cannot be reproduced in any form without the express consent of the company. Written and scaled dimensions to be checked on site, any discrepancies reported prior to work commencing. **If in doubt please ask.**

This drawing has been prepared for the purpose of planning approval.



LEGEND

- Existing vegetation to be retained
- Existing vegetation to be cut back
- Proposed tree Standard (Heavy)
- Proposed 1.2m high bow top steel fencing
Colour - Green
www.iae.co.uk (or similar approved)
- Proposed 2m wide tarmac footpath with pin kerb edging.
(specification should follow Sheffield City Council Highways Construction Specification's standard details for footpaths)
- Proposed Easy-Gate 2m & 3m wide access gates.
Size - 1.2m high bow top
Colour - To match fencing (Green)
<http://www.easy-gate.co.uk>
- Proposed bespoke / artist-designed stones or metalwork at LEAP entrance (detailed design to be conditioned)
- Proposed grass
- Proposed Dura-Sport Impact Play Grass
Dura-Sport Limited,
West Point, West Avenue,
Wigston, Leicester, LE18 2FF
0116 2813200
www.dura-sport.co.uk

Proposed Play Equipment

- 1 - Playdale City 2 Bay Team Swing (STS/2/AW)
- 2 - Playdale Playspace 3 (using city metal equipment)
- 3 - Playdale Twin Mast Activity Net - 4m high (NETS0003)
- 4 - Playdale City Seat
- 5 - Playdale Stainless Steel Litter Bin with Lid
- 6 - Playdale Inclusive Orbit (CIORB(A))

www.playdale.co.uk (or similar approved)

- 7 - Play and Leisure Cantilever Basket Swing (ECS5)

www.playandleisure.co.uk (or similar approved)

Planting Schedule

Proposed Trees						
Nr	Code	Tree Name	Specification	Girth	Height	
2 -	Ag	Alnus glutinosa	Heavy Standard :Clear Stem 175-200 :RB	12-14cm	350-400cm	
2 -	Apse	Acer pseudoplatanus	Heavy Standard :Clear Stem 175-200 :RB	12-14cm	350-400cm	
3 -	Qr	Quercus robur	Heavy Standard :Clear Stem 175-200 :RB	12-14cm	350-400cm	
Total :7 No.						

Rev G: Revised to new layout - 29May20 (BP)

Rev F: Revised to Client comments - 07Feb20 (BP)

Rev E: Revised to Client comments - 23Jan20 (BP)

Rev D: Revised to Council comments - 22Jan20 (BP)

Rev C: Revised to Council comments - 13Jan20 (BP)

Rev B: Revised to Client comments - 17Oct19 (BP)

Rev A: Revised to Council comments - 30Sep19 (BP)

Base: Nineteen 47 'Planning Layout' 1276-008 received 11Sep19

PROJECT	Moorthorpe Way, Owlthorpe		
TITLE	Proposed LEAP		
CLIENT	Avant Homes		
DATE	12 Sep 19	SCALE 1 : 200	SHEET A1
DRAWN	BP	DRAWING NO	3573/1
CHECKED	BP	REVISION	G



Swallow's Nest, Main Street
Askham Richard, York, YO26 5NA

Telephone +44 (0)1904 500410

Email design@rosettalandscape.co.uk
Web www.rosettalandscape.co.uk