





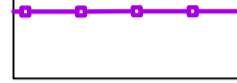
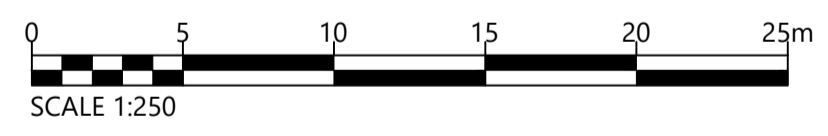




- KEY**
-  Site Boundary
 -  **Category A tree as defined by BS5837:2012**
HIGH Quality/ value
 -  **Category B tree as defined by BS5837:2012**
MODERATE Quality/ value
 -  **Category C tree as defined by BS5837:2012**
LOW Quality/ value
 -  **UNCATEGORISED VEGETATION**
As defined by topographical survey or estimated on site
 -  **RPA (Root protection area)**
 -  Tree Protection Fence



BWB
CONSULTANCY | ENVIRONMENT
INFRASTRUCTURE | BUILDINGS

- Birmingham | 0121 233 3322
- Leeds | 0113 233 8000
- London | 020 7234 9122
- Manchester | 0161 233 4280
- Nottingham | 0115 924 1100

www.bwbconsulting.com

Client
Avant Homes Central

Project
Owlthorpe, Sheffield

Drawing Title
Detailed Tree Protection Plan (LEAP)

Scale 1:250 A1	Date Dec 2020	DB WM	CB MT
-------------------	------------------	----------	----------

Drawing Number 51371-DR-ARB-105	Rev -
------------------------------------	----------